

Accessing Fronter at Home



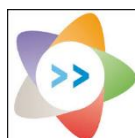
Fronter is a virtual learning environment where pupils can safely access information, both at home and in school, that has been created by their teacher.

Through Fronter, pupils can follow links to websites, powerpoints and interactive games. They can also watch videos, take quizzes and participate in discussions about topics with their teacher and peers. These discussions are closely monitored by their teacher. Using Fronter, pupils can also upload pieces of work to show their teacher and friends.


In P1 we have created a Fronter course for you called **P1 Home Learning** so that you can access weekly plans and resources that you can use with your child as they learn at home. Follow these instructions to access the course .

- Go to www.c2kschools.net
- When you see the My School login page, enter your child's school username and password and login.

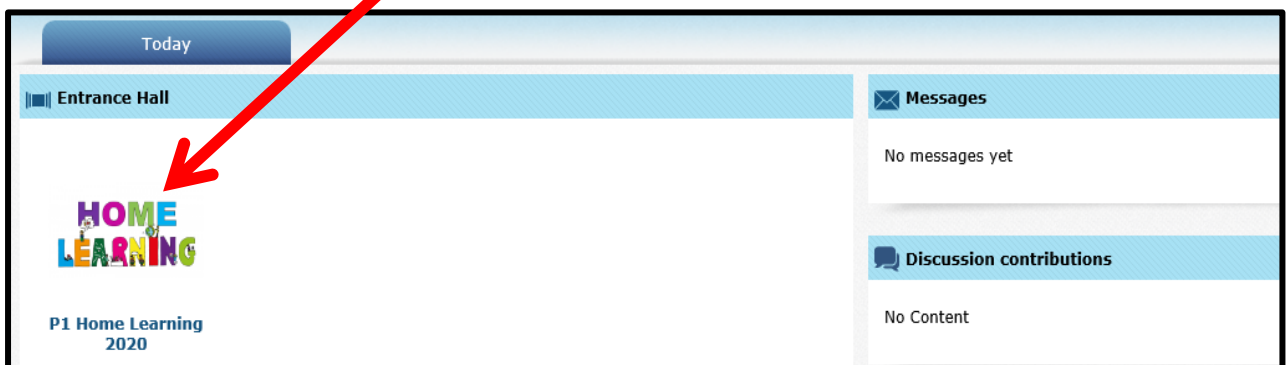
- You will see your child's school homepage. Click the **My Links** button.



- Click on the **Fronter** button



- Click on the '**P1 Home Learning**' Course



- You will now enter the P1 Home Learning Room. Click on the following button to enter Full Screen Mode.



- You are now ready to explore the Fronter room that has been made to help with Home Learning in P1. This course will be updated with weekly plans and resources that you can use with your child at home. You will be informed via SeeSaw when new resources are available on Fronter.