

# What is Google Classroom?



Google Classroom is a collaboration tool for teachers and pupils. In Primary 6 & 7, we will be using Google Classroom for a lot of our learning in school and at home.

As well as using Google Classroom to complete tasks within school - we will create and assign homework tasks via Google Classroom too!

We are using the month of June in Primary 6 to get used to using Google Classroom. There are lots of fun features that we know you will enjoy.

You have your own C2K username and password - you can access Google Classroom via the internet on any device.

## Instructions for accessing google classroom

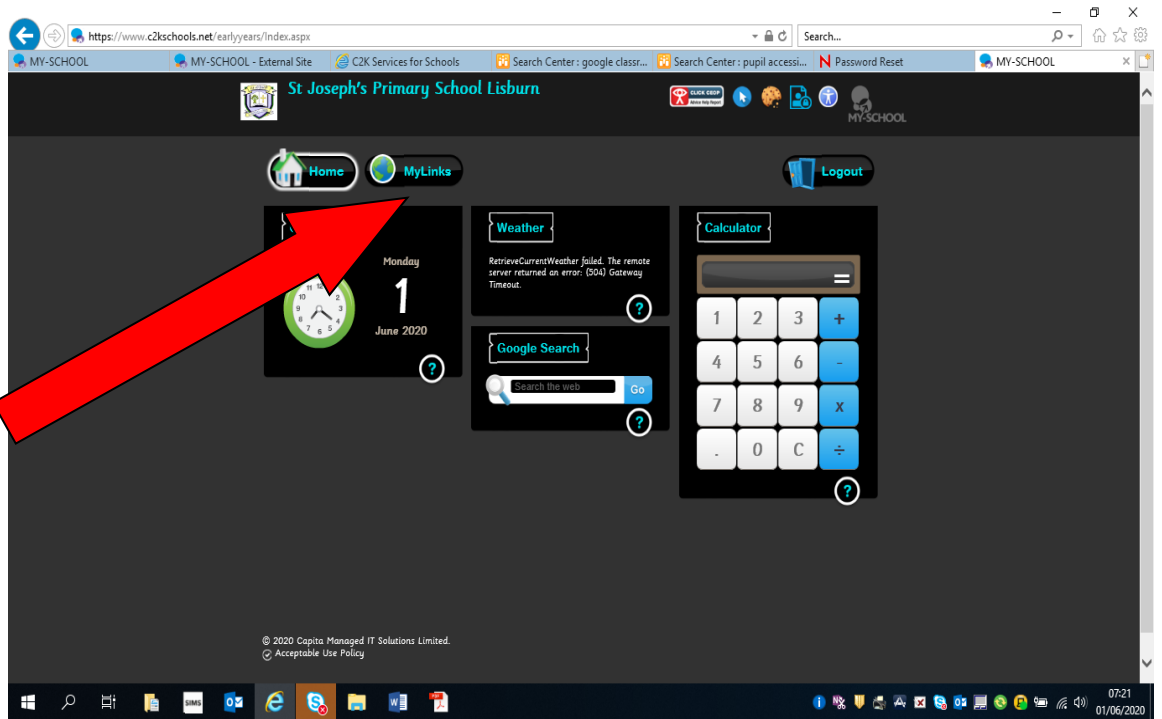
### To access Google Classroom on a PC or a laptop

1. Go to [www.c2kschools.net](http://www.c2kschools.net) then type in the C2K username and password.

A screenshot of a web browser displaying the login page for MY-SCHOOL. The browser's address bar shows the URL: <https://ids.c2kschools.net/nidp/idff/sso?id=3&sid=0&option=credential&ssid=0>. The page features a white login form with the MY-SCHOOL logo at the top. The form includes fields for "Username:" and "Password:", a "LOGIN" button, and links for "Accessibility Guidelines" and "Forgotten Password". A large red arrow points from a yellow callout box on the right towards the login form. The callout box contains the text: "Enter your C2k User Name and password". The browser's taskbar at the bottom shows various application icons and the system clock indicating 07:28 on 01/06/2020.


2. Your normal homepage will load. It looks like this.

Click on 'My Links'.



Click on My Links

You will see this page:



Click on Google Classroom

You will see this screen and you will need to log in again. Please do so, using the username provided, with @c2ken.net on the end (instead of @c2kni.net).

Active Directory Federated Services V3

Sign in with your organizational account

Password

Sign in

© 2013 Microsoft

07:23  
01/06/2020

**Log in using your user name with @c2ken.net on the end EG [jbloggs123@c2ken.net](mailto:jbloggs123@c2ken.net)**

**USE your NORMAL PASSWORD**

You may see this screen. If so, click ACCEPT

Google

Welcome to your new account

Welcome to your new account: dstewart295@c2ken.net. Your account is compatible with many Google services, but your c2ken.net administrator decides which services you may access using your account. For tips about using your new account, visit the [Google Help Centre](#).

When you use Google services, your domain administrator will have access to your dstewart295@c2ken.net account information, including any data that you store with this account in Google services. You can learn more [here](#), or by consulting your organisation's privacy policy, if one exists. You can choose to maintain a separate account for your personal use of any Google services, including email. If you have multiple Google accounts, you can [manage which account you use](#) with Google services and [switch between them](#) whenever you choose. Your username and profile picture can help you ensure that you're using the intended account.

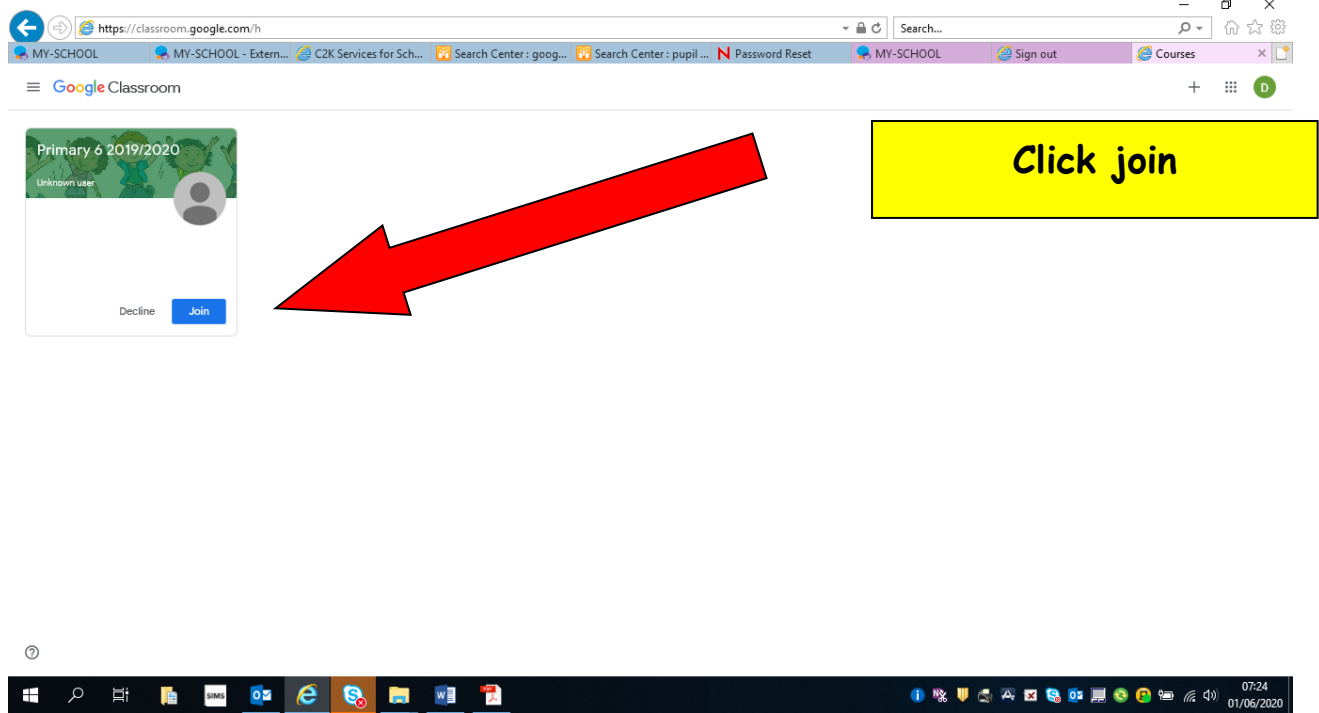
If your organisation provides you access to the G Suite core services, your use of those services is governed by your organisation's G Suite agreement. Any other Google services that your administrator enables ("Additional Services") are available to you under the [Google Terms of Service](#) and the [Google Privacy Policy](#). Certain Additional Services may also have [service-specific terms](#). Your use of any services that your administrator allows you to access constitutes acceptance of applicable service-specific terms.

Click 'Accept' below to indicate that you understand this description of how your dstewart295@c2ken.net account works and agree to the [Google Terms of Service](#) and the [Google Privacy Policy](#).

Accept

**Click accept**

You will come to this screen. This is our Primary 6 Google Classroom. Click on join to join the class.

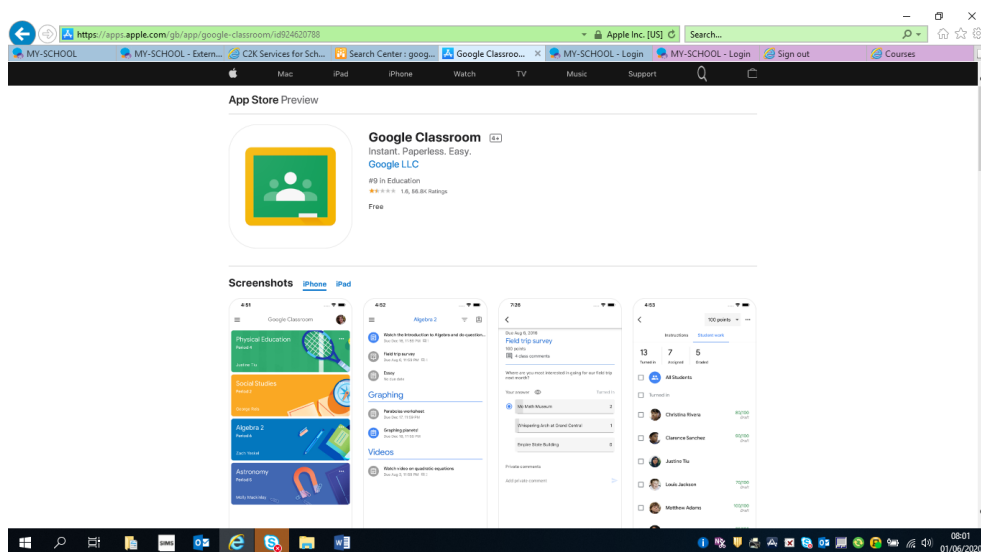


Once inside 'Google Classroom', select the tasks that will be allocated for that week.

## To access Google Classroom using a tablet device or smartphone:

The instructions are similar to those above

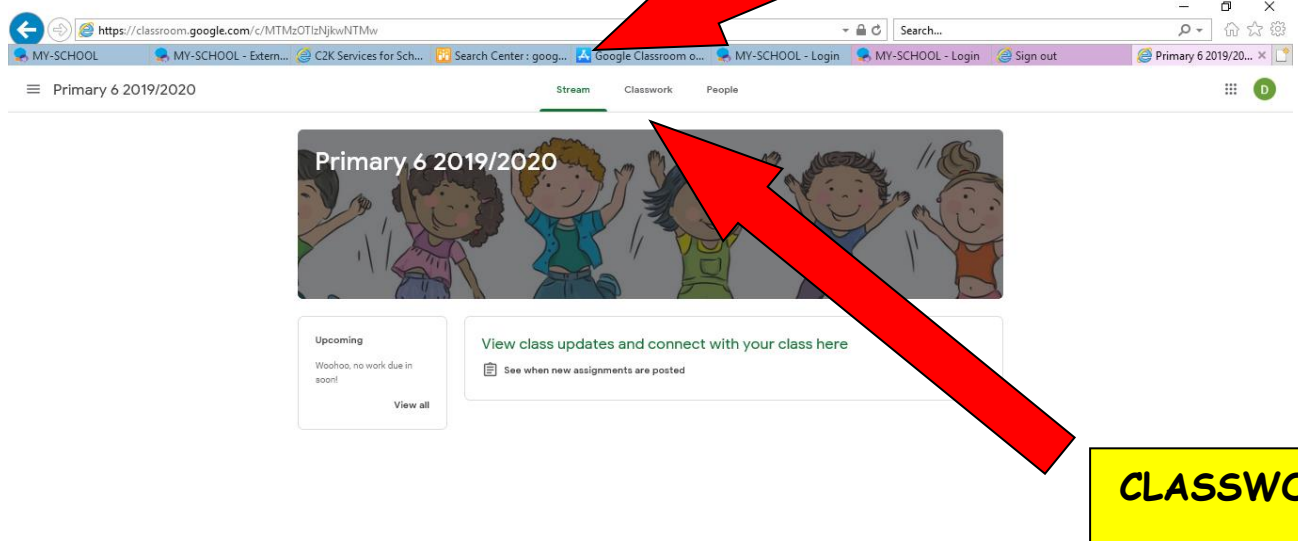
1. Firstly, you need to download the 'Google Classroom' app from your app store



2. Once downloaded, open 'Google Classroom'.
3. Then follow the log-in instructions, using the username provided (eg jbloggs123), adding @c2ken.net on the end.
4. You may be prompted to log in again. Please do so, using the C2K username provided, again with @c2ken.net on the end (instead of @c2kni.net).
5. Once inside 'Google Classroom', select the tasks that will be allocated for that week

## Once inside Google Classroom

Your Primary 6 Google Classroom looks like this:



## Google Classroom Features

**STREAM** - This is where you will see class updates and where we can connect with each other as a class through discussion

**CLASSWORK** - This is where you will see your work that has been assigned.

Now use these instructions to join our *Google Classroom*.

Some of our classwork and discussions will begin on *Google Classroom* from Monday 8 June 2020.

**Enjoy!**